



Maud and the



Level 7 – Turquoise

TOP TIPS FOR HELPING YOUR CHILD TO READ:

Allow children time to break down unfamiliar words into units of sound and then encourage children to string these sounds together to create the word.

Encourage your child to point out any focus phonics when they are used.

Read through the book more than once to grow confidence.

Ask simple questions about the text to assess understanding.

Encourage children to use illustrations as prompts.

PHASE 5

/ve/ /oe/
au


This book focuses on the phonemes /ve/ /oe/ and /au/ and is a turquoise level 7 book band.

Maud and the Big Witch Meet

Written by
Madeline Tyler

Illustrated by
Amy Li






















































Maud and the Big Witch Meet

1. What is Maud's dog called?
2. Why do you think Maud dressed up to look like the other witches?
3. What did Maud make for the other witches to eat?
 - (a) A sandwich
 - (b) Chips
 - (c) Steak
4. What happened to Maud while she was cooking at the Big Witch Meet?
5. How do you think Maud felt when the other witches gave her a hug? What could you have said to Maud if you were at the Big Witch Meet?



Additional images courtesy of Shutterstock.com.

p4-5 - Peshkova, Portare fortuna, Istock, Alexander Mazurkevich, p6-7 - Alexander Mazurkevich, Tashsat, drpncpptak, p8-9 - CurlyPat, AVN Photo Lab, p10-11 - CurlyPat, AVN Photo Lab, p12-13 - Tashsat, drpncpptak, Peshkova, p14-15 - suriyachan, Anucha Tiemsom, Tashsat, drpncpptak, Peshkova, p16-17 - CurlyPat, AVN Photo Lab, Peshkova - p18-19 - Tashsat, drpncpptak, Alexander Mazurkevich - p20-21 - Alexander Mazurkevich - p22-23 - Alexander Mazurkevich - p24-25 - Abscent - p26-27 - Alexander Mazurkevich - p28-29 - Abscent, AVN Photo Lab, Peshkova

